



*BCSS in 2016-2017*

## rezoning process began

bringing soccer to girls in haiti schools

## advanced voting introduced

*572 athletes are moving on to compete in post secondary sports*

## partnership with special olympics bc

webcasts had an international audience

*zone and provincial championships rosters verified*

**455**

member schools

**90,026**

student-athlete registrations

**12,832**

student-athletes competed at championships

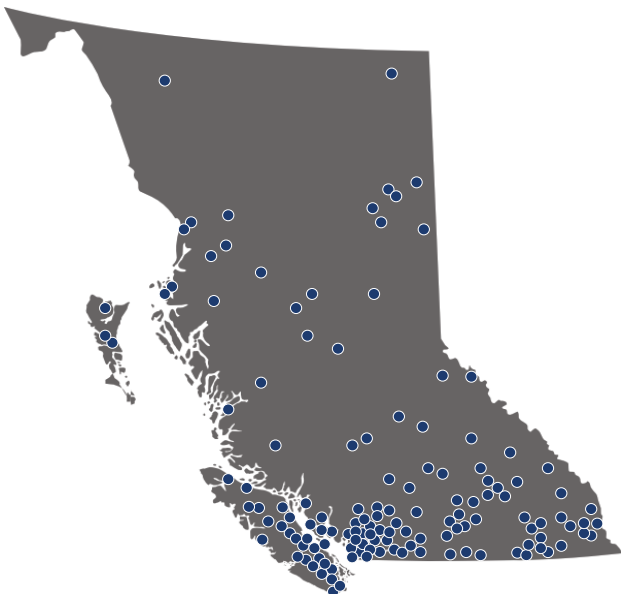
**5,848**

dedicated school and community coaches

BCSS member schools in

**148**

communities across the province



**76,371**

spectators at BCSS provincial championships

**60,715**

BCSS championship webcast views from around the globe

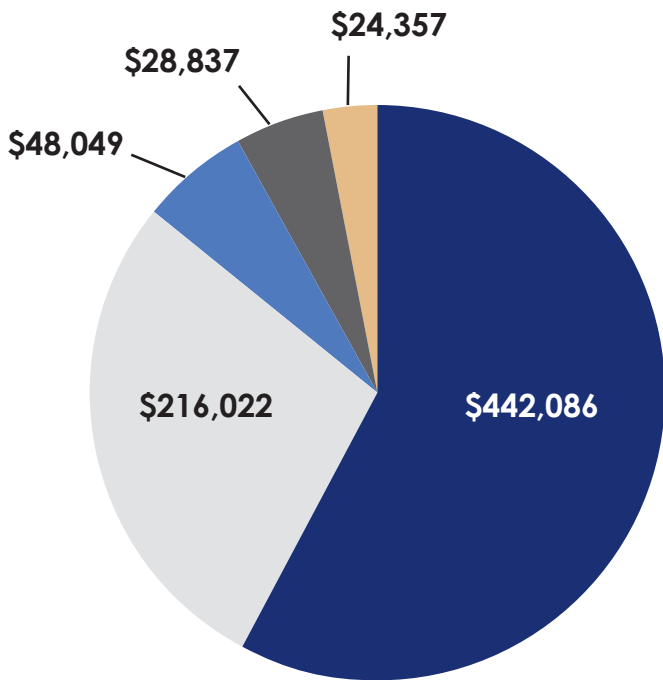
**19,996**

student athletes competed in more than one BCSS high school sport.

\*data collected in STARS

# 2016-2017 BCSS OPERATIONS

\*unaudited

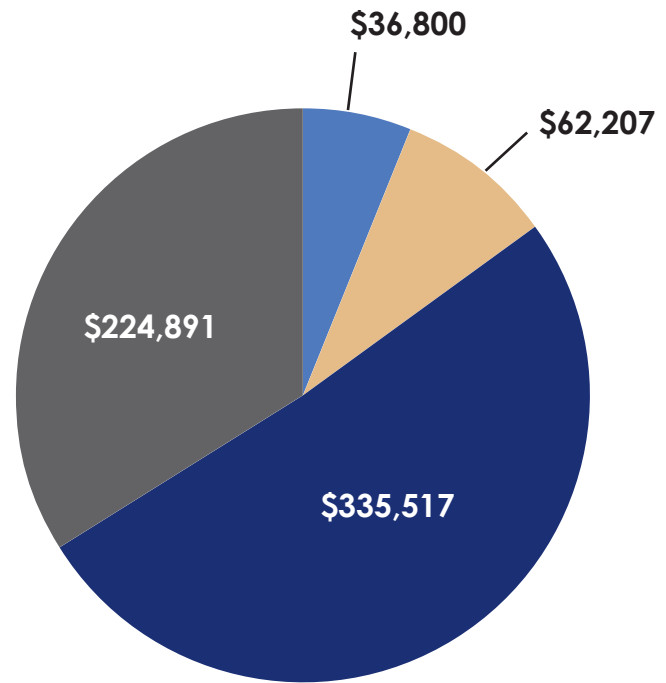


## INCOME


members fees & fines	\$442,086
grants	216,022
member services fees	48,049
merchandising & sales	28,789
sponsorship/fundraising	<u>24,357</u>
	\$759,350

## EXPENSES

championships & zones	\$335,517
membership services	224,891
recognition	62,207
coaching	<u>36,800</u>
	\$659,415



## 2016-2017 SOCIAL MEDIA NETWORK GROWTH



Make sure to follow us to stay up to date with BC high school sports!



BC School Sports gratefully acknowledges the continued financial assistance of the Province of British Columbia as well as these following partners:



[bcschoolsports.ca](http://bcschoolsports.ca)