



BC SCHOOL SPORTS

2018-2019 ANNUAL REPORT SUMMARY

A YEAR IN REVIEW

459
Member Schools

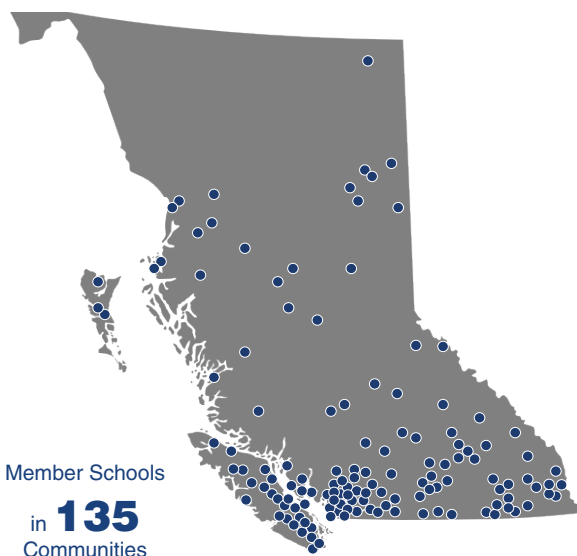
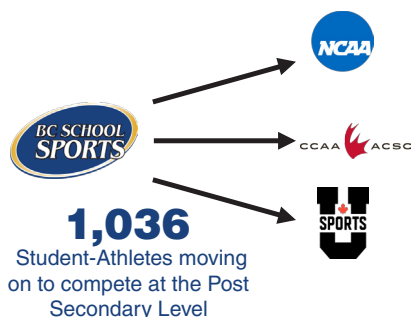
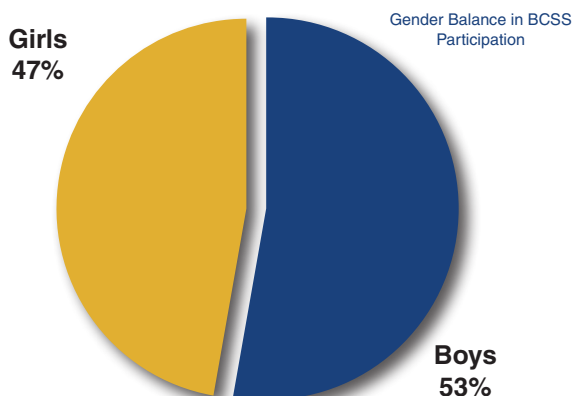
92,476
Student-Athlete Registrations

5,757
Dedicated Coaches

20,919
Multi-Sport Athletes

HIGHLIGHTS IN 2018-2019

- Creation of the Athletic Director's Survival Guide, giving AD's some essentials for surviving the first few months of the job, 6,339 views.
- Awarding the first BCSS Ultimate Provincial Championship banners.
- Introduction of monthly video updates; short videos including deadline date reminders, common questions, policy explanations and more
- Gender policy updated to better serve gender fluid and non-gendered students.



PROVINCIAL CHAMPIONSHIPS

13,271
Student-Athletes attended Provincial Championships in 2017-2018

57,934
Spectators at BCSS Provincial Championships

85,724
Provincial Championship webcast views from around the globe

2018 - 2019 SOCIAL MEDIA GROWTH

1,366 Followers
20%

1,239 Followers
57%

235 Followers
47%

MISSION STATEMENT

To foster the development of good character through positive & equitable school-based sport experiences.

ORGANIZATIONAL VALUES

FULFILLMENT

Positive experiences through school sport

GROWTH

Always learning, always improving

COLLABORATION

Striving together

SERVICE

Contributing to the greater good

OWNERSHIP

Taking responsibility & being accountable

SPORTSMANSHIP

Acting with integrity & respect

EQUITY

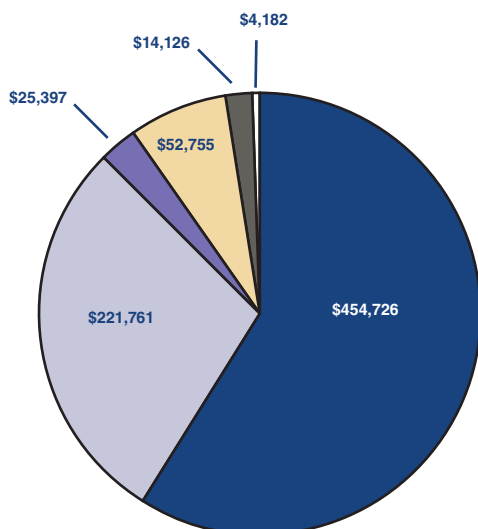
Acting with fairness & promoting inclusiveness

SAFETY

Safe experiences in school sport

Note: All values are of equal importance, the order in which they are presented should not be perceived as an indication of their relative importance

2018-2019 BCSS OPERATIONS

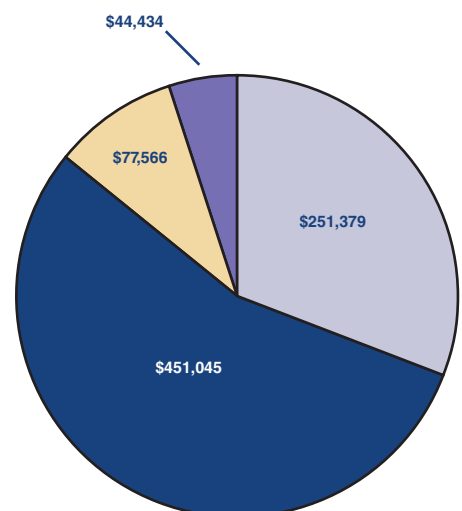


REVENUE

Members Fees, Fines & Legal Levy	\$454,726
Grants & Donations	\$221,761
Program Revenue	\$25,397
Advertising & Sponsorship	\$52,755
Merchandising & Sales	\$14,126
Other Income	\$4,182
Total	\$772,949

EXPENSES

Membership Services	\$251,379
Championships & Zones	\$451,045
Recognition	\$77,566
Coaching	\$44,434
Total	\$824,425



READ THE FULL REPORT AT: BCSCHOOLSPO RTS.CA/ANNUAL REPORT



Supported by the Province of British Columbia

BC School Sports gratefully acknowledges the continued financial support from the Province of British Columbia as well as these following partners:



BCSCHOOLSPO RTS.CA