



# RESULTS PACKAGE

The results for the championships appear in the following sequence:

Team Results:

Combined Team Ranking Table

Women's Team Ranking Table

Women's Team Level Trophies

Men's Team Ranking Table

Men's Team Level Trophies

WAG Individual Results

Women's Level 1 Junior Results

Women's Level 1 Senior Results

Women's Level 2 Results

Women's Level 3 Results

Women's Level 4 Results

Women's Level 5 Results

MAG Individual Results

Men's Level 1 Results

Men's Level 2 Results

Men's Level 3 Results

Men's Level 4 Results

Men's Level 5 Results

Points Earned data tables

Women's Team data

Men's Team data

# Combined Team Results



## 2022 BCSS Gymnastics Championships Sutherland Secondary, North Vancouver

<b>Rank</b>	<b>School</b>	<b>Points</b>
1	Argyle	159.636
2	Moscrop Secondary	117.895
3	Windsor Secondary	101.493
4	South Delta Secondary	98.252
5	Prince George Secondary	74.315
6	Sutherland Secondary	71.195
7	Delta Secondary	66.066
8	Eric Hamber Secondary	56.877
9	Shas Ti Kelly Road Secondary	56.134
10	Nanaimo District Secondary	52.128
11	Rutland Senior Secondary	51.566
12	College Heights Secondary	51.379
13	Reynolds Secondary	46.754
14	Earl Marriott Secondary	45.756
15	Correliou Secondary School	45.722
16	Mark R. Isfeld Senior Secondary	45.377
17	Seycove Secondary Community	44.877
18	Elgin Park Secondary	43.127
19	Quesnel Junior School	42.907
20	Sir Winston Churchill Secondary	39.251
21	Burnsview Secondary	37.751
22	D P Todd Secondary	37.314
23	St Thomas Aquinas	36.314
24	York House School	36.065
25	Sir Charles Tupper Secondary	33.877
26	Okanagan Mission Secondary	33.439
27	Duchess Park Secondary	31.439

28	Mount Boucherie Senior Secondary	31.283
29	Dover Bay Secondary	31.190
30	University Hill Secondary	30.879
31	Aberdeen Hall Senior	30.189
32	Burnaby North Secondary	29.355
33	Canyon Falls Middle School	29.002
34	Prince of Wales Secondary	28.521
35	Brooks Secondary	28.438
36	Matthew McNair Secondary	28.128
37	Sa-hali Secondary	27.688
38	Pacific School of Innovation and Inquiry	26.205
39	Valleyview Secondary	25.814
40	Rockridge Secondary	23.688
41	South Kamloops Secondary	22.126
42	Sands Secondary	20.876
43	Alberni District Secondary	20.188
44	King George Secondary	20.000
45	Timberline Secondary School	19.688
46	Georges P Vanier Secondary	19.500
47	Belmont Secondary	19.250
48	Lord Byng Secondary	19.188
49	Cedars Christian School	19.094
50	Heritage Christian Online School (DL)	19.000
51	Seaquam Secondary	18.751
52	Delview Secondary	18.689
53	Ebus Academy	17.997
54	Maria Montessori Academy	17.689
55	Southpointe Academy	17.564
56	George Elliot Secondary	17.563
57	Vancouver Technical Secondary	17.313
58	Salmon Arm Secondary	17.127
59	Highland Secondary	17.075

60	Aspengrove School	16.750
61	Eagle River Secondary	16.063
62	Steveston London	15.313
63	Dr Knox Middle School	15.000
64	Kitsilano Secondary	14.687
65	Kelowna Secondary	14.563
66	North Delta Secondary	14.438
67	Robert Alexander McMath Secondary	14.376
68	W L Seaton Secondary	14.376
69	UBC Active Kids	13.830
70	JL Jackson	13.251
71	St Patrick Regional Secondary	13.188
72	Point Grey Secondary	12.562
73	Victor-Brodeur	10.416
74	John Barsby	10.313
75	Brocklehurst Middle School	9.127
76	Ballenas	6.313
77	Hugh McRoberts Secondary	5.439
78	R.C.Palmer	4.626

# Women's Team Results



## 2022 BCSS Gymnastics Championships

Sutherland Secondary, North Vancouver

School	1J	1S	2	3	4	5	Total	Rk
Argyle	20.313	23.501	19.469	15.062		21.626	99.971	1
South Delta Secondary		16.500	17.156	19.657	23.376	21.563	98.252	2
Moscrop Secondary	19.562	20.719	12.312	21.375	21.751		95.719	3
Prince George Secondary	20.126		18.501	20.251	15.437		74.315	4
Delta Secondary	19.939	16.313	19.938	9.876			66.066	5
Windsor Secondary		18.314	18.438	14.126	10.250		61.128	6
Eric Hamber Secondary	9.563	17.688	8.189	21.437			56.877	7
Nanaimo District Secondary			20.439	15.188	16.501		52.128	8
Rutland Senior Secondary	16.563		14.127		20.876		51.566	9
College Heights Secondary	3.813		15.189	18.938		13.439	51.379	10
Correliou Secondary School				11.408	18.688	15.626	45.722	11
Mark R. Isfeld Senior Secondary			24.376	21.001			45.377	12
Seycove Secondary Community	18.813	15.501	10.563				44.877	13
Elgin Park Secondary				19.189		23.938	43.127	14
Quesnel Junior School			20.968	10.438	11.501		42.907	15
Sir Winston Churchill Secondary			22.313	16.938			39.251	16
Burnsview Secondary	20.188		14.625		2.938		37.751	17
D P Todd Secondary	17.626		19.688				37.314	18
Earl Marriott Secondary		19.376		17.189			36.565	19
Sutherland Secondary	4.094	11.751	4.406	16.188			36.439	20



School	1J	1S	2	3	4	5	Total	Rk
St Thomas Aquinas					16.876	19.438	36.314	21
York House School			17.939	18.126			36.065	22
Sir Charles Tupper Secondary			18.939	14.938			33.877	23
Shas Ti Kelly Road Secondary			18.376	15.437			33.813	24
Okanagan Mission Secondary			17.127		16.312		33.439	25
Reynolds Secondary				18.813	13.001		31.814	26
Duchess Park Secondary			18.939		12.500		31.439	27
Mount Boucherie Senior Secondary			22.439		8.844		31.283	28
Dover Bay Secondary			9.939	21.251			31.190	29
University Hill Secondary	9.064		14.814	7.001			30.879	30
Aberdeen Hall Senior			12.689	17.500			30.189	31
Canyon Falls Middle School			16.751	12.251			29.002	32
Brooks Secondary	14.750					13.688	28.438	33
Matthew McNair Secondary		16.752	11.376				28.128	34
Sa-hali Secondary			12.563		15.125		27.688	35
Valleyview Secondary			11.125	14.689			25.814	36
Rockridge Secondary						23.688	23.688	37
South Kamloops Secondary						22.126	22.126	38
Sands Secondary			20.876				20.876	39
Alberni District Secondary				20.188			20.188	40
King George Secondary					20.000		20.000	41
Timberline Secondary School						19.688	19.688	42
Georges P Vanier Secondary			19.500				19.500	43

School	1J	1S	2	3	4	5	Total	Rk
Belmont Secondary				19.250			19.250	44
Lord Byng Secondary				19.188			19.188	45
Cedars Christian School			19.094				19.094	46
Heritage Christian Online School (DL)		19.000					19.000	47
Seaquam Secondary						18.751	18.751	48
Delview Secondary					18.689		18.689	49
Maria Montessori Academy						17.689	17.689	50
Southpointe Academy				17.564			17.564	51
George Elliot Secondary			17.563				17.563	52
Vancouver Technical Secondary				17.313			17.313	53
Salmon Arm Secondary				17.127			17.127	54
Highland Secondary				17.075			17.075	55
Aspengrove School				16.750			16.750	56
Eagle River Secondary			16.063				16.063	57
Steveston London				15.313			15.313	58
Dr Knox Middle School			15.000				15.000	59
Kitsilano Secondary					14.687		14.687	60
Kelowna Secondary				14.563			14.563	61
North Delta Secondary				14.438			14.438	62
Robert Alexander McMath Secondary					14.376		14.376	63
W L Seaton Secondary						14.376	14.376	64
Prince of Wales Secondary			14.189				14.189	65
JL Jackson					13.251		13.251	66
St Patrick Regional Secondary		13.188					13.188	67
Point Grey Secondary				12.562			12.562	68
John Barsby					10.313		10.313	69
Brocklehurst Middle School			9.127				9.127	70
Ballenas				6.313			6.313	71
Hugh McRoberts Secondary				5.439			5.439	72
R.C.Palmer					4.626		4.626	73



## Level 1J

School	# of Athletes	Points	Rk
Argyle	10	20.313	1
Prince George Secondary	3	20.126	2
Seycove Secondary Community	7	18.813	3
Burnsview Secondary	1	20.188	4*
Delta Secondary	1	19.939	5*
Moscrop Secondary	1	19.562	6*

## Level 1S

School	# of Athletes	Points	Rk
Argyle	6	23.501	1
Moscrop Secondary	5	20.719	2
Windsor Secondary	2	18.314	3
Seycove Secondary Community	2	15.501	4
Sutherland Secondary	2	11.751	5
Earl Marriott Secondary	1	19.376	6*

## Level 2

School	# of Athletes	Points	Rk
Sir Winston Churchill Secondary	3	22.313	1
Quesnel Junior School	3	20.968	2
Nanaimo District Secondary	3	20.439	3
Delta Secondary	2	19.938	4
Georges P Vanier Secondary	2	19.500	5
Argyle	2	19.469	6

## Level 3

School	# of Athletes	Points	Rk
Eric Hamber Secondary	3	21.437	1
Moscrop Secondary	3	21.375	2
Dover Bay Secondary	5	21.251	3
Mark R. Isfeld Senior Secondary	4	21.001	4
Alberni District Secondary	3	20.188	5
South Delta Secondary	3	19.657	6

## Level 4

School	# of Athletes	Points	Rk
South Delta Secondary	2	23.376	1
Moscrop Secondary	1	21.751	2*
Rutland Senior Secondary	1	20.876	3*
King George Secondary	1	20.000	4*
Delview Secondary	1	18.689	5*
Correliou Secondary School	1	18.688	6*

## Level 5

School	# of Athletes	Points	Rk
Elgin Park Secondary	2	23.938	1
South Delta Secondary	2	21.563	2
St Thomas Aquinas	2	19.438	3
Rockridge Secondary	1	23.688	4*
South Kamloops Secondary	1	22.126	5*
Argyle	1	21.626	6*

# Men's Team Results



## 2022 BCSS Gymnastics Championships Sutherland Secondary, North Vancouver

School	1	2	3	4	5	Total	Rk
Argyle	20.872	21.262	17.531			59.665	1
Windsor Secondary	19.694	20.671				40.365	2
Sutherland Secondary	21.667		13.089			34.756	3
Burnaby North Secondary				16.617	12.738	29.355	4
Pacific School of Innovation and Inquiry				14.240	11.965	26.205	5
Shas Ti Kelly Road Secondary		17.936		4.385		22.321	6
Moscrop Secondary	22.176					22.176	7
Ebus Academy		17.997				17.997	8
Reynolds Secondary					14.940	14.940	9
Prince of Wales Secondary	14.332					14.332	10
UBC Active Kids		13.830				13.830	11
Victor-Brodeur					10.416	10.416	12
Earl Marriott Secondary				9.191		9.191	13

## Level 1

School	# of Athletes	Points	Rk
Moscrop Secondary	6	22.176	1
Sutherland Secondary	2	21.667	2
Argyle	4	20.872	3
Windsor Secondary	3	19.694	4
Prince of Wales Secondary	1	14.332	5*

## Level 2

School	# of Athletes	Points	Rk
Argyle	4	21.262	1
Windsor Secondary	2	20.671	2
Ebus Academy	1	17.997	3*
Shas Ti Kelly Road Secondary	1	17.936	4*
UBC Active Kids	1	13.830	5*

## Level 3

School	# of Athletes	Points	Rk
Argyle	3	17.531	1
Sutherland Secondary	1	13.089	2*

## Level 4

School	# of Athletes	Points	Rk
Burnaby North Secondary	1	16.617	1*
Pacific School of Innovation and Inquiry	1	14.240	2*
Earl Marriott Secondary	1	9.191	3*
Shas Ti Kelly Road Secondary	1	4.385	4*

## Level 5

School	# of Athletes	Points	Rk
Reynolds Secondary	1	14.940	1*
Burnaby North Secondary	1	12.738	2*
Pacific School of Innovation and Inquiry	1	11.965	3*
Victor-Brodeur	1	10.416	4*



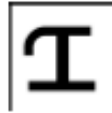
# 2022 BCSS Gymnastics Championships

Sutherland Secondary, North Vancouver

## WAG Level 1J



#	Athlete	Club	D	Score	Rk	D	Score	Rk	D	Score	Rk	D	Score	Rk	D	Score	Rk
11563	WONG Casanna	Burnsview Secondary	10.00	8.775	3	10.00	8.275	17	10.00	9.500	2	10.00	9.525	3	40.00	36.075	1
12493	CONGER Patsy	Prince George Secondary	10.00	8.725	4	10.00	9.250	2	10.00	8.825	11	10.00	9.250	6	40.00	36.050	2
12209	MURPHY Gillian	Delta Secondary	10.00	8.975	2	10.00	8.750	9	10.00	8.800	12	10.00	9.450	4	40.00	35.975	3
11555	SOO Karrie-Ann	Moscrop Secondary	9.00	7.825	17	10.00	8.625	11	10.00	9.725	1	10.00	9.650	1	39.00	35.825	4
12169	RASMUSSEN Lucie	Argyle	10.00	8.425	9	10.00	9.100	5	10.00	9.125	5	9.50	9.100	8	39.50	35.750	5
12108	ROBINSON Ruby	Seycove Secondary Community	10.00	8.550	7	10.00	8.375	15	10.00	9.025	7	10.00	9.575	2	40.00	35.525	6
12167	LEDUC Genevieve	Argyle	9.00	8.050	14	10.00	9.150	4	10.00	9.200	4	9.50	9.075	9	38.50	35.475	7
12170	VAN BECK Payton	Argyle	10.00	8.575	6	10.00	8.850	6	10.00	9.075	6	10.00	8.800	14	40.00	35.300	8
12186	WEST Molly	Argyle	9.00	8.025	15	10.00	8.600	12	10.00	9.200	4	10.00	9.325	5	39.00	35.150	9
12482	DAYTON Olivia	D P Todd Secondary	10.00	8.675	5	10.00	9.325	1	9.40	8.450	16	10.00	8.600	17	39.40	35.050	10
10616	CARON Kaya	Rutland Senior Secondary	10.00	8.475	8	10.00	8.675	10	10.00	8.800	12	9.50	8.675	16	39.50	34.625	11
12058	MEYER Bexley	Seycove Secondary Community	10.00	8.375	10	10.00	8.175	19	10.00	9.000	8	10.00	9.050	10	40.00	34.600	12
12173	MARTIN Alison	Argyle	9.00	7.350	21	10.00	8.425	14	10.00	9.400	3	10.00	9.175	7	39.00	34.350	13
12168	MCTAGGART Kate	Argyle	9.00	7.150	22	10.00	9.200	3	10.00	8.925	9	10.00	9.025	11	39.00	34.300	14
12139	MARIER Cynthia	Brooks Secondary	10.00	9.100	1	10.00	8.000	22	9.30	7.925	18	10.00	8.875	12	39.30	33.900	15
12064	EARL-THOMAS Sierra	Seycove Secondary Community	10.00	8.250	11	10.00	8.025	21	10.00	8.850	10	9.50	8.300	20	39.50	33.425	16
12174	MARTIN Sarah	Argyle	9.00	7.700	18	10.00	8.600	12	10.00	8.650	13	9.50	8.350	19	38.50	33.300	17
12171	WATSON Ashley	Argyle	9.00	7.100	23	10.00	8.475	13	10.00	8.800	12	10.00	8.450	18	39.00	32.825	18
12490	ROULEAU Chante	Prince George Secondary	9.00	7.900	16	10.00	8.825	7	9.40	8.350	17	9.00	7.600	24	37.40	32.675	19
12491	CLARK Hannah	Prince George Secondary	10.00	8.100	13	10.00	8.375	15	10.00	7.550	21	10.00	8.600	17	40.00	32.625	20
12099	SMUDJA Hana	Eric Hamber Secondary	10.00	8.550	7	10.00	8.775	8	10.00	7.175	25	9.00	7.325	26	39.00	31.825	21
12096	JOEGER Emilia	University Hill Secondary	10.00	8.150	12	10.00	8.250	18	9.40	7.250	24	9.50	7.975	22	38.90	31.625	22
12172	SHARMA Siyona	Argyle	9.00	7.675	19	10.00	8.425	14	10.00	7.600	20	9.00	7.375	25	38.00	31.075	23
12176	DUBOUCHET Angeline	Argyle	9.00	7.075	24	10.00	8.050	20	10.00	7.550	21	10.00	8.350	19	39.00	31.025	24



#	Athlete	Club	I			H			A			■			AA		
			D	Score	Rk	D	Score	Rk	D	Score	Rk	D	Score	Rk	D	Score	Rk
12506	SCHIRALLI- EARLE Nyree	Seycove Secondary Community	9.00	7.450	20	9.50	6.950	27	10.00	8.475	15	9.50	8.075	21	38.00	30.950	25
12062	WARD Hannah	Seycove Secondary Community	9.00	5.950	27	10.00	8.300	16	10.00	8.550	14	9.50	7.900	23	38.50	30.700	26
12065	GORMLEY Caitlin	Seycove Secondary Community	9.00	6.050	26	10.00	7.900	23	9.50	7.425	22	10.00	8.850	13	38.50	30.225	27
12476	THORN Braewyn	College Heights Secondary	9.00	6.750	25	10.00	7.875	24	9.40	7.400	23	9.00	7.375	25	37.40	29.400	28
12504	HALL Christina	Seycove Secondary Community	9.00	5.850	28	10.00	7.150	26	8.90	5.850	26	9.00	6.550	27	36.90	25.400	29
12155	DAWSON- GAIDIES Averie	Sutherland Secondary	0.00	0.000	29	10.00	7.825	25	9.50	7.675	19	9.50	8.775	15	29.00	24.275	30


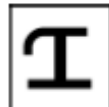




# 2022 BCSS Gymnastics Championships

Sutherland Secondary, North Vancouver

## WAG Level 1S



#	Athlete	Club	D			D			D			D			D		
			D	Score	Rk	D	Score	Rk	D	Score	Rk	D	Score	Rk	D	Score	Rk
12177	VANDERKUIP Lily	Argyle	10.00	9.450	1	10.00	9.250	2	10.00	9.525	1	10.00	9.175	7	40.00	37.400	1
5407	BATTISTON Sofia	Moscrop Secondary	10.00	9.050	2	10.00	8.725	10	10.00	8.650	13	10.00	9.500	1	40.00	35.925	2
9859	MCDONALD Ella	Argyle	10.00	8.700	3	10.00	9.150	3	10.00	8.975	6	10.00	8.925	10	40.00	35.750	3
8323	GURR Ayla	Earl Marriott Secondary	10.00	8.700	3	10.00	8.850	9	10.00	9.125	4	10.00	9.075	8	40.00	35.750	3
9782	DESMEULES Claire	Moscrop Secondary	10.00	8.375	7	10.00	9.125	4	10.00	8.900	8	10.00	9.300	3	40.00	35.700	4
2797	KUTNY Michelle	Heritage Christian Online School (DL)	10.00	8.100	10	10.00	9.025	6	10.00	9.275	2	10.00	9.200	6	40.00	35.600	5
9857	VANDERKUIP Sonje	Argyle	10.00	8.675	4	10.00	9.075	5	10.00	8.650	13	10.00	9.075	8	40.00	35.475	6
9696	LEE Sidonie	Eric Hamber Secondary	10.00	8.025	13	10.00	9.075	5	10.00	8.725	11	10.00	9.250	4	40.00	35.075	7
5411	VU KayAnna	Moscrop Secondary	10.00	8.400	6	10.00	8.300	16	10.00	8.975	6	10.00	9.325	2	40.00	35.000	8
8301	DONALD Sarah	Windsor Secondary	10.00	8.475	5	10.00	9.275	1	10.00	9.000	5	9.50	8.100	18	39.50	34.850	9
11561	KOBE Kaya	Matthew McNair Secondary	10.00	8.150	9	10.00	8.850	9	10.00	8.850	10	10.00	8.850	12	40.00	34.700	10
7024	HOLBORN-TOWNSEND Ashlyn	Windsor Secondary	10.00	7.750	20	10.00	9.000	7	10.00	8.850	10	10.00	9.050	9	40.00	34.650	11
11562	ARIUNBOLD Oyu	South Delta Secondary	10.00	7.975	15	10.00	8.900	8	10.00	8.925	7	10.00	8.800	13	40.00	34.600	12
5457	HART Alyssa	Delta Secondary	10.00	7.725	21	9.90	8.575	11	10.00	9.150	3	10.00	9.075	8	39.90	34.525	13
11553	BREWER Luciana	Moscrop Secondary	9.00	8.025	13	10.00	8.325	15	10.00	8.875	9	10.00	9.200	6	39.00	34.425	14
9863	HOWE Stephanie	Argyle	9.00	7.875	17	10.00	8.850	9	10.00	8.650	13	10.00	8.900	11	39.00	34.275	15
6504	WHITMORE Lucy	Seycove Secondary Community	10.00	8.000	14	10.00	8.425	14	10.00	8.550	14	10.00	9.075	8	40.00	34.050	16
12057	LEISHMAN Grace	Seycove Secondary Community	9.00	7.800	18	10.00	8.000	17	10.00	8.675	12	10.00	9.250	4	39.00	33.725	17
12500	KIM Kaylee	Moscrop Secondary	9.00	8.275	8	10.00	7.700	18	10.00	8.075	17	10.00	9.225	5	39.00	33.275	18
11564	SCHNEIDER Hannah	St Patrick Regional Secondary	10.00	7.800	18	10.00	8.475	12	10.00	8.275	15	10.00	8.725	14	40.00	33.275	18
6938	COOPER Nadia	Sutherland Secondary	9.00	8.075	11	10.00	7.500	19	10.00	8.550	14	10.00	8.500	16	39.00	32.625	19
9854	SIMMONS Juliette	Argyle	10.00	7.775	19	10.00	8.450	13	9.50	7.650	18	10.00	8.725	14	39.50	32.600	20
9855	HIRNER Ava	Argyle	9.00	8.050	12	10.00	8.300	16	10.00	7.375	19	10.00	8.425	17	39.00	32.150	21
12501	WILLS-CAMPBELL Nemiah	Sutherland Secondary	9.00	7.925	16	9.90	7.350	20	10.00	8.125	16	10.00	8.650	15	38.90	32.050	22





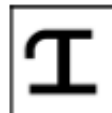
# 2022 BCSS Gymnastics Championships

Sutherland Secondary, North Vancouver

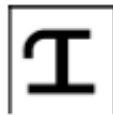
## WAG Level 2



#	Athlete	Club	D	Score	Rk	D	Score	Rk	D	Score	Rk	D	Score	Rk	D	Score	Rk
5564	HARKER Natalie	Mark R. Isfeld Senior Secondary	10.00	9.250	2	10.00	9.025	14	10.00	9.625	1	10.00	9.850	1	40.00	37.750	1
3246	GRIECHEN Hope	Mount Boucherie Senior Secondary	10.00	8.375	23	10.00	9.575	1	10.00	9.250	2	10.00	9.775	2	40.00	36.975	2
2000	NANJI Amaya	Sir Winston Churchill Secondary	10.00	9.100	3	10.00	9.125	10	10.00	9.025	5	10.00	9.500	6	40.00	36.750	3
7942	MITCHELL Harriet	Sir Winston Churchill Secondary	10.00	8.575	15	10.00	9.375	4	10.00	9.125	4	10.00	9.350	9	40.00	36.425	4
4841	STEWART Rebecca	Sands Secondary	10.00	8.925	8	10.00	9.475	2	10.00	8.975	6	10.00	8.975	19	40.00	36.350	5
4278	DENIS Tahlia	Quesnel Junior School	10.00	9.025	6	9.50	8.450	33	10.00	9.200	3	10.00	9.325	10	39.50	36.000	6
2833	MANJI Teagan	Delta Secondary	10.00	9.025	6	10.00	8.975	16	10.00	8.875	8	10.00	9.100	14	40.00	35.975	7
12481	BERNARD Heidi	D P Todd Secondary	10.00	8.825	11	10.00	8.875	20	10.00	8.775	10	10.00	9.400	8	40.00	35.875	8
6854	NGO Evelyn	Sir Charles Tupper Secondary	10.00	8.550	16	10.00	8.850	21	10.00	8.775	10	10.00	9.400	8	40.00	35.575	9
12483	MACLACHLAN Camryn	Duchess Park Secondary	10.00	8.575	15	10.00	9.200	8	10.00	8.800	9	10.00	8.975	19	40.00	35.550	10
8106	MCCARTHY Emma	Georges P Vanier Secondary	10.00	9.025	6	10.00	8.925	18	10.00	8.600	16	10.00	9.000	18	40.00	35.550	10
9847	HENRY Madelyn	Argyle	10.00	8.950	7	10.00	9.100	11	10.00	8.050	31	10.00	9.400	8	40.00	35.500	11
5560	BLACKWELL Emily	Georges P Vanier Secondary	9.50	8.600	14	10.00	9.425	3	10.00	8.550	18	10.00	8.850	21	39.50	35.425	12
8938	POMSINSUB Pattyra	Nanaimo District Secondary	10.00	9.075	4	10.00	9.350	5	10.00	8.350	24	10.00	8.650	25	40.00	35.425	12
7007	GOH Robyn	Windsor Secondary	9.50	8.725	12	10.00	9.225	7	10.00	8.250	27	10.00	9.175	12	39.50	35.375	13
12496	CARTWRIGHT Azalea	Shas Ti Kelly Road Secondary	10.00	9.575	1	10.00	8.250	35	10.00	8.525	19	10.00	9.000	18	40.00	35.350	14
4036	HACKNEY Reese	Quesnel Junior School	10.00	8.825	11	10.00	8.725	25	10.00	8.425	21	10.00	9.250	11	40.00	35.225	15
7943	LI Situ	York House School	10.00	8.450	20	10.00	8.975	16	10.00	8.200	28	10.00	9.550	4	40.00	35.175	16
11652	DONIOL- VALCROZE Alice	Nanaimo District Secondary	10.00	8.450	20	10.00	8.725	25	10.00	8.950	7	10.00	9.025	17	40.00	35.150	17
4033	GRANT Emily	Quesnel Junior School	10.00	8.475	19	10.00	9.225	7	10.00	8.350	24	10.00	9.050	16	40.00	35.100	18



#	Athlete	Club	D	Score	Rk	D	Score	Rk	D	Score	Rk	D	Score	Rk	D	Score	Rk
12473	VAN ZYL Carla	Cedars Christian School	10.00	9.050	5	10.00	9.025	14	10.00	8.050	31	10.00	8.975	19	40.00	35.100	18
9734	ROULEAU Talya	Prince George Secondary	10.00	8.575	15	10.00	8.800	23	10.00	8.250	27	10.00	9.425	7	40.00	35.050	19
10617	FORD Charlotte	George Elliot Secondary	10.00	8.400	22	10.00	8.750	24	10.00	8.800	9	10.00	9.075	15	40.00	35.025	20
12489	BLACKMAN Audrey	Prince George Secondary	10.00	8.575	15	10.00	9.075	12	10.00	8.125	29	10.00	9.150	13	40.00	34.925	21
11059	DANIS Juneia	Okanagan Mission Secondary	9.50	8.350	24	10.00	9.050	13	10.00	8.700	12	10.00	8.750	24	39.50	34.850	22
12472	ERBACHER Jaela	Cedars Christian School	10.00	8.150	29	10.00	8.850	21	10.00	9.125	4	10.00	8.600	27	40.00	34.725	23
5272	SANDERS Reese	Canyon Falls Middle School	9.50	8.350	24	10.00	9.075	12	10.00	8.375	23	10.00	8.900	20	39.50	34.700	24
9858	ROUNDHILL Abigail	Argyle	9.50	8.350	24	10.00	8.525	30	10.00	8.625	15	10.00	9.075	15	39.50	34.575	25
11732	BRAUN Emma-lee	Eagle River Secondary	9.50	8.225	27	10.00	8.475	32	10.00	8.750	11	10.00	8.975	19	39.50	34.425	26
9598	PENNORS Camille	South Delta Secondary	10.00	8.900	9	10.00	8.950	17	10.00	8.325	25	10.00	8.250	33	40.00	34.425	26
1581	ROBERTS Georgia	South Delta Secondary	10.00	7.850	36	10.00	9.025	14	10.00	8.950	7	10.00	8.425	30	40.00	34.250	27
12484	MORGAN Isabel	Duchess Park Secondary	10.00	8.425	21	10.00	9.250	6	10.00	8.375	23	10.00	8.125	36	40.00	34.175	28
11638	WOOD Celia	Nanaimo District Secondary	9.50	8.075	31	10.00	8.625	27	10.00	7.900	33	10.00	9.550	4	39.50	34.150	29
10666	KALLUSKY Jasmin	Dr Knox Middle School	9.50	8.275	25	10.00	8.825	22	9.50	8.275	26	10.00	8.625	26	39.00	34.000	30
12479	BRADNER Kaylyn	College Heights Secondary	10.00	8.250	26	10.00	9.150	9	10.00	8.200	28	10.00	8.350	31	40.00	33.950	31
12502	POPOVICH Isabelle	Burnsview Secondary	10.00	8.025	33	10.00	8.800	23	10.00	8.400	22	10.00	8.625	26	40.00	33.850	32
6856	SHERRY Julia	York House School	10.00	8.050	32	10.00	8.300	34	10.00	7.950	32	10.00	9.525	5	40.00	33.825	33
12094	ELVIDGE Charlotte	Prince of Wales Secondary	9.50	7.875	35	10.00	8.900	19	10.00	8.650	14	10.00	8.250	33	39.50	33.675	34
3269	KING Madison	Rutland Senior Secondary	9.50	8.550	16	9.50	7.275	43	10.00	8.250	27	10.00	9.575	3	39.00	33.650	35
12101	TAN Sophia	University Hill Secondary	9.50	8.275	25	10.00	8.525	30	10.00	8.575	17	10.00	8.250	33	39.50	33.625	36
1594	MILLER Karis	Delta Secondary	10.00	8.275	25	10.00	8.500	31	10.00	8.100	30	10.00	8.575	28	40.00	33.450	37
5254	BHANGU Prabhnoor	Aberdeen Hall Senior	9.50	7.650	39	10.00	8.750	24	9.50	8.250	27	10.00	8.425	30	39.00	33.075	38
6916	ROGERS Rylie	Sa-hali Secondary	10.00	8.650	13	10.00	8.200	36	10.00	8.050	31	10.00	8.125	36	40.00	33.025	39
5378	LAC Kathleen	Moscrop Secondary	9.50	7.900	34	10.00	8.625	27	10.00	7.375	39	10.00	9.025	17	39.50	32.925	40
12495	MCLACHLAN Taryn	Prince George Secondary	10.00	7.500	40	10.00	8.600	28	10.00	8.275	26	10.00	8.500	29	40.00	32.875	41
12486	CRAFT Riley	Duchess Park Secondary	10.00	7.800	37	10.00	8.550	29	10.00	7.900	33	10.00	8.500	29	40.00	32.750	42
5456	NEAL Brianna	Matthew McNair Secondary	10.00	8.525	17	9.50	8.050	38	9.50	7.150	41	10.00	8.825	22	39.00	32.550	43



#	Athlete	Club	D	Score	Rk	D	Score	Rk	D	Score	Rk	D	Score	Rk	D	Score	Rk
12093	CARPENTER Emily	University Hill Secondary	9.50	8.850	10	10.00	8.150	37	10.00	7.500	38	10.00	8.025	37	39.50	32.525	44
7018	KAMPERT Kristen	Windsor Secondary	9.50	8.225	27	10.00	7.425	42	10.00	8.100	30	10.00	8.600	27	39.50	32.350	45
11733	GOERTZ Marajade	Valleyview Secondary	10.00	8.200	28	10.00	8.300	34	9.50	6.700	43	10.00	9.100	14	39.50	32.300	46
12487	WHITFIELD Alexa	Prince George Secondary	9.50	7.325	41	9.50	7.150	44	10.00	8.675	13	10.00	9.100	14	39.00	32.250	47
12508	FULLERTON Lily	Seycove Secondary Community	9.50	7.100	43	9.50	7.275	43	10.00	8.450	20	10.00	9.400	8	39.00	32.225	48
12480	SINDHI Keirat	College Heights Secondary	10.00	8.500	18	10.00	8.675	26	9.00	6.675	44	10.00	8.200	34	39.00	32.050	49
11627	WILKINSON Keelyn	Dover Bay Secondary	9.50	7.150	42	10.00	9.000	15	10.00	7.050	42	10.00	8.775	23	39.50	31.975	50
12477	POMMER Bronwyn	College Heights Secondary	9.50	8.100	30	9.50	7.825	40	10.00	7.850	34	10.00	8.125	36	39.00	31.900	51
4879	TALLA Faith	Brocklehurst Middle School	9.50	8.050	32	9.50	7.900	39	10.00	7.550	36	10.00	8.150	35	39.00	31.650	52
12098	RUDOLPH Alanna	Eric Hamber Secondary	10.00	7.675	38	10.00	8.850	21	10.00	7.300	40	10.00	7.450	38	40.00	31.275	53
5145	LI Grace	Sir Winston Churchill Secondary	9.50	6.950	44	9.00	7.700	41	10.00	7.600	35	10.00	8.250	33	38.50	30.500	54
9868	ALEMAN Triana	Sutherland Secondary	8.50	6.900	45	9.50	6.975	45	10.00	7.525	37	10.00	8.300	32	38.00	29.700	55
12095	HABERMAN Harmony	University Hill Secondary	0.00	0.010	46	10.00	8.550	29	10.00	8.575	17	10.00	8.150	35	30.00	25.285	56


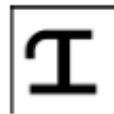




# 2022 BCSS Gymnastics Championships

Sutherland Secondary, North Vancouver

## WAG Level 3



#	Athlete	Club	D			D			D			D			D		
			Score	Rk		Score	Rk		Score	Rk		Score	Rk		Score	Rk	
2733	OLSON Ava	Eric Hamber Secondary	9.80	8.675	12	10.00	8.925	13	10.00	9.725	1	10.00	9.125	9	39.80	36.450	1
7877	RAMIREZ Danna	Moscrop Secondary	9.80	8.325	23	10.00	9.500	1	10.00	9.025	11	10.00	9.350	3	39.80	36.200	2
12492	AUXI Mataya	Prince George Secondary	9.80	8.975	5	10.00	8.850	15	10.00	9.275	7	10.00	9.000	12	39.80	36.100	3
2555	MOWAT Aslynd	Alberni District Secondary	9.80	8.475	19	10.00	9.375	3	10.00	9.100	9	10.00	9.125	9	39.80	36.075	4
9787	WONG Jasmine	Moscrop Secondary	10.00	9.025	3	10.00	9.255	6	10.00	8.750	15	10.00	8.800	19	40.00	35.830	5
12434	WINTERNITZ Piper	Dover Bay Secondary	9.80	9.350	1	10.00	9.400	2	9.50	8.075	28	9.50	8.975	13	38.80	35.800	6
1404	TERRAGNI Braelyn	Mark R. Isfeld Senior Secondary	9.80	8.025	28	10.00	9.025	10	10.00	9.500	3	10.00	9.175	7	39.80	35.725	7
1416	MACLEOD Elizabeth	Mark R. Isfeld Senior Secondary	9.80	8.850	8	10.00	8.975	11	9.40	8.525	20	10.00	9.350	3	39.20	35.700	8
5193	REED Shayna	Belmont Secondary	9.80	8.600	15	10.00	8.750	17	10.00	9.225	8	10.00	9.125	9	39.80	35.700	8
2732	BAXENDALE Riley	Lord Byng Secondary	9.80	7.875	33	10.00	8.725	18	10.00	9.675	2	10.00	9.400	1	39.80	35.675	9
11047	LAM Mikayla	Elgin Park Secondary	9.80	8.950	6	10.00	8.975	11	10.00	8.600	19	10.00	9.150	8	39.80	35.675	9
12475	BALDINGER Ava	College Heights Secondary	9.80	8.325	23	10.00	8.575	23	10.00	9.400	5	10.00	9.275	4	39.80	35.575	10
2798	DE ALBUQUERQUE Olivia	South Delta Secondary	9.80	8.625	14	10.00	8.675	20	10.00	9.050	10	10.00	9.225	6	39.80	35.575	10
10164	SCHOLZ Violet	Reynolds Secondary	10.00	8.825	9	10.00	8.750	17	10.00	8.700	16	10.00	9.250	5	40.00	35.525	11
1398	MACDONALD Thea	Mark R. Isfeld Senior Secondary	9.80	8.700	11	10.00	9.350	4	9.40	8.675	17	10.00	8.750	20	39.20	35.475	12
9702	YEE Jenelle	York House School	10.00	8.400	21	10.00	8.675	20	10.00	9.375	6	10.00	8.800	19	40.00	35.250	13
1405	GEORGIEVA Liliya	Mark R. Isfeld Senior Secondary	9.80	8.250	24	10.00	8.575	23	9.90	8.900	13	10.00	9.375	2	39.70	35.100	14
2024	SERVAIS Isabelle	Dover Bay Secondary	9.80	8.000	29	10.00	9.325	5	10.00	9.100	9	10.00	8.600	24	39.80	35.025	15
7941	DOMINGO Danielle	Vancouver Technical Secondary	10.00	8.575	16	10.00	8.575	23	10.00	9.275	7	9.50	8.500	26	39.50	34.925	16
4766	CHEN Hailey	Earl Marriott Secondary	9.80	8.850	8	10.00	8.850	15	10.00	7.950	30	10.00	9.225	6	39.80	34.875	17



#	Athlete	Club	D	Score	Rk	D	Score	Rk	D	Score	Rk	D	Score	Rk	D	Score	Rk
2578	PITZOFF Hailee	Salmon Arm Secondary	10.00	8.650	13	10.00	8.750	17	10.00	8.500	21	10.00	8.950	14	40.00	34.850	18
1399	RANDALL Paige	Highland Secondary	9.80	8.925	7	10.00	8.930	12	9.50	8.125	27	10.00	8.850	17	39.30	34.830	19
6732	MORCILLA Chloe	Southpointe Academy	9.80	8.550	17	10.00	9.050	9	9.40	8.275	24	10.00	8.950	14	39.20	34.825	20
3021	BAXENDALE Mara	Sir Winston Churchill Secondary	9.80	7.875	33	10.00	8.700	19	10.00	9.500	3	10.00	8.700	22	39.80	34.775	21
5818	CARSON Tabitha	Dover Bay Secondary	9.80	7.500	36	10.00	8.900	14	10.00	8.950	12	10.00	9.350	3	39.80	34.700	22
8934	COYLE Tessa	Aspengrove School	10.00	8.850	8	9.50	8.500	25	9.40	8.525	20	10.00	8.825	18	38.90	34.700	22
2813	HWANG Enora	South Delta Secondary	9.80	7.975	30	10.00	9.250	7	10.00	8.675	17	9.50	8.625	23	39.30	34.525	23
2034	BYRNE Camryn	Dover Bay Secondary	9.80	8.075	26	10.00	9.225	8	9.50	8.250	25	10.00	8.975	13	39.30	34.525	23
3255	MAH Sofia	Aberdeen Hall Senior	9.80	8.325	23	9.50	8.000	34	10.00	9.425	4	10.00	8.725	21	39.30	34.475	24
12156	MULLIE Isabelle	Sutherland Secondary	9.80	9.000	4	10.00	8.800	16	9.50	7.975	29	10.00	8.700	22	39.30	34.475	24
8688	VAN LEENEN Jady	Aberdeen Hall Senior	9.80	8.825	9	10.00	8.550	24	10.00	8.250	25	9.50	8.700	22	39.30	34.325	25
12478	WALKER Eliana	College Heights Secondary	9.80	8.000	29	10.00	8.350	27	10.00	8.825	14	10.00	9.025	11	39.80	34.200	26
12498	DAVIS Sydney	Shas Ti Kelly Road Secondary	9.80	8.500	18	10.00	8.625	22	10.00	8.425	23	9.50	8.625	23	39.30	34.175	27
9664	ARGAO Amelie	Steveston London	10.00	8.700	11	10.00	8.550	24	10.00	8.250	25	10.00	8.625	23	40.00	34.125	28
8907	SIMPSON Amber	Nanaimo District Secondary	9.80	9.100	2	10.00	7.400	40	10.00	8.650	18	10.00	8.925	15	39.80	34.075	29
12178	NASH Ella	Argyle	9.80	8.425	20	9.50	8.275	30	9.50	8.525	20	10.00	8.800	19	38.80	34.025	30
1993	WEEMEES Natalie	Eric Hamber Secondary	10.00	8.825	9	9.50	8.000	34	9.50	7.925	31	10.00	9.225	6	39.00	33.975	31
6852	LA Christina	Sir Charles Tupper Secondary	9.80	8.025	28	10.00	8.650	21	10.00	8.275	24	9.50	9.025	11	39.30	33.975	31
4873	STEINSLAND Freyja	Valleyview Secondary	10.00	8.850	8	10.00	8.100	32	9.50	7.875	33	10.00	9.050	10	39.50	33.875	32
3260	NICKERSON Olivia	Kelowna Secondary	9.80	8.250	24	9.50	8.325	28	9.50	8.200	26	10.00	9.050	10	38.80	33.825	33
2830	MEHER Hasi	North Delta Secondary	9.80	8.000	29	10.00	9.025	10	9.50	7.775	36	10.00	8.975	13	39.30	33.775	34
12509	PRICE Annabelle	Alberni District Secondary	9.80	8.350	22	10.00	8.725	18	9.50	7.825	35	10.00	8.875	16	39.30	33.775	34
2783	HOLLINGER Kyomi	South Delta Secondary	9.80	8.225	25	10.00	8.700	19	9.50	8.275	24	9.50	8.550	25	38.80	33.750	35
11432	SOUICIE DEGRAZIO Simone	Windsor Secondary	10.00	8.750	10	10.00	8.750	17	9.50	7.125	42	10.00	9.025	11	39.50	33.650	36
12510	WALTER-PARKER Bryn	Alberni District Secondary	9.80	7.925	32	10.00	8.675	20	10.00	8.475	22	10.00	8.450	27	39.80	33.525	37



#	Athlete	Club	D	Score	Rk	D	Score	Rk	D	Score	Rk	D	Score	Rk	D	Score	Rk
2821	CHOW Kaiya	Southpointe Academy	9.80	8.075	26	10.00	8.300	29	9.40	8.675	17	10.00	8.350	29	39.20	33.400	38
5379	MAH Maya	Moscrop Secondary	9.80	7.825	34	10.00	8.475	26	9.50	7.925	31	10.00	8.850	17	39.30	33.075	39
12511	BRYNE Kate	Dover Bay Secondary	9.80	7.600	35	10.00	8.850	15	9.40	7.550	38	10.00	9.050	10	39.20	33.050	40
5147	OZAKI Ailie	Point Grey Secondary	10.00	8.500	18	10.00	7.800	36	10.00	8.425	23	9.50	8.300	30	39.50	33.025	41
1976	WODZICKI Maria	Eric Hamber Secondary	10.00	7.950	31	10.00	7.875	35	10.00	7.900	32	10.00	9.175	7	40.00	32.900	42
3265	SPEVAKOW Kate	Canyon Falls Middle School	9.80	7.975	30	9.50	8.050	33	10.00	8.750	15	10.00	8.125	31	39.30	32.900	42
12474	SILVER Aubree	College Heights Secondary	9.80	8.000	29	10.00	8.150	31	9.50	7.975	29	10.00	8.750	20	39.30	32.875	43
1426	STEWART Seaura	Correliou Secondary School	10.00	8.500	18	9.50	7.450	39	10.00	7.625	37	10.00	8.875	16	39.50	32.450	44
10772	CAMPIONI Brail	Quesnel Junior School	9.80	8.700	11	9.50	7.550	37	10.00	7.900	32	10.00	8.025	32	39.30	32.175	45
5459	MARSDEN Anna	Delta Secondary	9.80	8.050	27	10.00	8.725	18	10.00	7.250	40	9.50	7.925	33	39.30	31.950	46
3588	JOURDAIN Xaria	Correliou Secondary School	10.00	8.225	25	10.00	6.900	41	9.40	7.850	34	10.00	8.400	28	39.40	31.375	47
12100	TAN Chloe	University Hill Secondary	10.00	8.400	21	10.00	7.500	38	9.40	7.350	39	9.50	7.550	35	38.90	30.800	48
12512	WAY-NEE Tiana	Ballenas	10.00	7.400	37	8.80	7.450	39	9.50	7.175	41	10.00	8.500	26	38.30	30.525	49
11094	SUN Angie	Hugh McRoberts Secondary	10.00	7.375	38	9.00	5.750	43	10.00	8.675	17	9.50	7.750	34	38.50	29.550	50
9869	REID Arianna	Sutherland Secondary	9.80	7.375	38	9.50	6.450	42	9.50	6.725	43	9.50	6.100	36	38.30	26.650	51

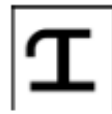




# 2022 BCSS Gymnastics Championships

Sutherland Secondary, North Vancouver

## WAG Level 4



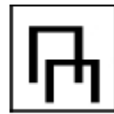
#	Athlete	Club	D			D			D			D			D		
			Score	Rk		Score	Rk		Score	Rk		Score	Rk		Score	Rk	
211	ZONNEVELD Olivia	South Delta Secondary	9.50	8.700	7	10.00	9.275	1	10.00	9.650	1	10.00	9.725	1	39.50	37.350	1
9783	LUM Brooklyn	Moscrop Secondary	9.80	8.975	2	9.90	8.850	5	10.00	9.450	2	10.00	9.425	4	39.70	36.700	2
539	MORRISON Taylor	Rutland Senior Secondary	9.80	8.675	8	10.00	9.125	2	10.00	9.350	4	10.00	9.200	6	39.80	36.350	3
2002	ROOKER Aliza	King George Secondary	9.80	8.475	12	9.50	8.675	8	10.00	9.425	3	10.00	9.425	4	39.30	36.000	4
212	WONG Chenay	Delview Secondary	10.00	9.175	1	9.50	8.250	11	9.50	8.475	10	10.00	9.575	2	39.00	35.475	5
3564	KITAMURA Courtney	Correliou Secondary School	10.00	8.875	4	9.90	9.100	3	10.00	8.825	6	10.00	8.675	13	39.90	35.475	5
12446	BROWN Alyssa	St Thomas Aquinas	9.50	8.000	17	9.90	8.950	4	10.00	8.600	8	10.00	9.200	6	39.40	34.750	6
2040	VINCENT Aylan	Nanaimo District Secondary	9.50	8.500	11	10.00	7.800	16	10.00	8.850	5	10.00	9.450	3	39.50	34.600	7
3247	HARRIS Francesca	Okanagan Mission Secondary	9.80	8.725	6	9.40	8.025	13	10.00	8.675	7	10.00	9.100	8	39.20	34.525	8
12488	OLSEN Annie	Prince George Secondary	9.80	8.625	9	9.50	8.525	9	9.50	7.900	17	10.00	9.125	7	38.80	34.175	9
3200	MURDOCH Risa	Sa-hali Secondary	9.80	8.325	15	9.40	8.200	12	10.00	8.600	8	10.00	8.925	10	39.20	34.050	10
1999	MORIN Mackenzie	Kitsilano Secondary	10.00	8.725	6	9.00	7.500	18	10.00	8.425	11	10.00	9.225	5	39.00	33.875	11
11978	TRAN Kaylyn	Robert Alexander McMath Secondary	9.80	8.350	14	10.00	8.725	7	9.50	8.250	13	10.00	8.425	14	39.30	33.750	12
10374	CROWE Kayden	JL Jackson	9.80	8.425	13	10.00	8.750	6	9.50	8.075	16	9.00	8.050	18	38.30	33.300	13
5189	THOMPSON Annie	Reynolds Secondary	9.80	8.625	9	9.40	7.750	17	10.00	8.150	15	10.00	8.675	13	39.20	33.200	14
5462	TRANELIS Sophie	South Delta Secondary	9.80	8.000	17	9.40	7.925	14	9.50	8.200	14	10.00	9.000	9	38.70	33.125	15
12485	MAURICE Mary-Grace	Duchess Park Secondary	9.80	7.900	18	9.40	8.425	10	10.00	8.500	9	10.00	8.175	17	39.20	33.000	16
4032	BURKE Isabella	Quesnel Junior School	9.80	8.575	10	9.40	6.900	21	10.00	8.350	12	9.70	8.725	12	38.90	32.550	17
12507	GODLEY Adah	John Barsby	9.50	8.825	5	9.40	7.875	15	9.40	7.150	20	10.00	8.275	16	38.30	32.125	18
7006	PALLESON-MCLEOD Annika	Windsor Secondary	9.50	8.425	13	9.40	7.425	19	10.00	8.200	14	9.50	8.050	18	38.40	32.100	19
7752	HEDSTROM Aida	Mount Boucherie Senior Secondary	9.80	8.225	16	9.50	6.975	20	9.50	7.550	18	10.00	8.775	11	38.80	31.525	20
1679	HATCH Alexis	R.C.Palmer	9.80	8.950	3	8.70	6.425	22	9.20	6.025	21	9.50	7.675	19	37.20	29.075	21
210	SNOW Kelsey	Burnsview Secondary	9.80	7.800	19	8.00	3.150	23	9.50	7.200	19	9.50	8.350	15	36.80	26.500	22



# 2022 BCSS Gymnastics Championships

Sutherland Secondary, North Vancouver

## WAG Level 5



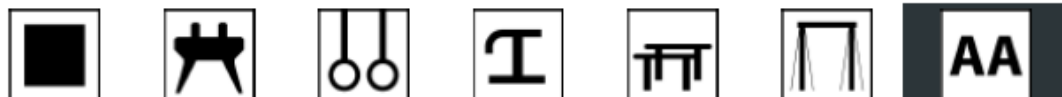
#	Athlete	Club	D			D			D			D			D		
			Score	Rk		Score	Rk		Score	Rk		Score	Rk		Score	Rk	
201	BULKA Lila	Elgin Park Secondary	9.80	9.250	2	10.00	9.275	3	10.00	9.500	2	10.00	9.500	2	39.80	37.525	1
7876	GATES Angelique	Rockridge Secondary	9.00	8.425	10	10.00	9.375	1	10.00	9.825	1	10.00	9.850	1	39.00	37.475	2
530	KOZUB Miranda	South Kamloops Secondary	10.00	9.300	1	10.00	9.300	2	10.00	8.975	7	10.00	9.275	5	40.00	36.850	3
9853	SAENI WHITTRED Sarah	Argyle	9.80	9.000	3	10.00	9.200	4	10.00	9.150	4	10.00	9.300	4	39.80	36.650	4
216	HOOLSEMA Gabriela	South Delta Secondary	10.00	9.300	1	10.00	9.150	5	10.00	9.075	5	10.00	9.100	8	40.00	36.625	5
191	ACKERMAN Jordan	Elgin Park Secondary	10.00	8.900	4	10.00	9.375	1	10.00	9.050	6	10.00	9.075	9	40.00	36.400	6
12429	STANSELL Ksenia	Timberline Secondary School	10.00	8.825	6	10.00	8.150	11	10.00	9.425	3	10.00	9.475	3	40.00	35.875	7
12447	GLOWACKI Julianne	St Thomas Aquinas	9.80	8.875	5	10.00	8.725	9	10.00	8.925	8	10.00	9.250	6	39.80	35.775	8
194	THRALE Lauryn	Seaquam Secondary	9.80	8.900	4	10.00	8.950	7	9.50	8.600	11	10.00	9.050	10	39.30	35.500	9
5169	CHOW Adrienne	Maria Montessori Academy	9.80	8.250	11	10.00	8.725	9	10.00	9.050	6	10.00	9.050	10	39.80	35.075	10
3567	KITAMURA Presley	Correliou Secondary School	9.80	8.600	8	10.00	7.450	13	10.00	8.900	9	10.00	9.300	4	39.80	34.250	11
223	LAPPIN Ava	South Delta Secondary	10.00	8.650	7	10.00	8.800	8	9.50	7.700	14	10.00	8.750	12	39.50	33.900	12
7672	YACOVELLI Veronika	W L Seaton Secondary	9.40	7.175	13	10.00	9.000	6	9.50	8.800	10	9.70	8.775	11	38.60	33.750	13
1278	ENGLISH Hillary	Brooks Secondary	10.00	8.525	9	10.00	8.500	10	9.00	7.300	15	10.00	9.150	7	39.00	33.475	14
6985	GRAHAM Alencia	College Heights Secondary	9.80	8.900	4	10.00	7.450	13	9.50	7.875	13	10.00	9.150	7	39.30	33.375	15
12448	KOENIG Olivia	St Thomas Aquinas	9.20	7.875	12	9.50	7.575	12	9.50	8.175	12	10.00	9.250	6	38.20	32.875	16



# 2022 BCSS Gymnastics Championships

Sutherland Secondary, North Vancouver

## MAG Level 1



#	Athlete	Club	Vault			Horizontal Bar			Rings			Pommel Horse			Parallel Bars			Beam			AA		
			D	Score	Rk	D	Score	Rk	D	Score	Rk	D	Score	Rk	D	Score	Rk	D	Score	Rk	D	Score	Rk
9788	WU David	Moscrop Secondary	3.10	12.700	2	3.10	11.500	4	3.10	12.000	2	3.10	12.300	4	3.10	11.100	5	3.10	12.300	1	18.60	71.900	1
12158	DUBOUCHET Thomas	Sutherland Secondary	3.10	12.400	5	3.10	11.550	3	2.60	11.300	8	3.10	12.300	4	3.10	12.300	1	3.10	11.800	4	18.10	71.650	2
11556	ILLESCAS Caleb	Moscrop Secondary	3.10	12.900	1	3.10	11.900	1	3.10	11.600	7	3.10	11.600	10	3.10	11.400	3	3.10	12.200	2	18.60	71.600	3
12180	THOMSON Brandon	Argyle	3.10	12.600	3	3.10	11.450	5	3.10	12.400	1	3.10	12.700	1	2.50	10.800	6	3.10	11.100	9	18.00	71.050	4
11434	HOWELL Kaelan	Windsor Secondary	3.10	12.300	6	3.10	11.500	4	3.10	11.800	5	3.10	11.700	9	3.10	11.300	4	3.10	11.900	3	18.60	70.500	5
11554	THOM AJ	Moscrop Secondary	3.10	12.300	6	3.10	11.400	6	3.10	11.200	9	3.10	12.200	5	3.10	11.500	2	3.10	11.300	7	18.60	69.900	6
9838	SHAMSI Ali-Aryo	Argyle	3.10	11.800	8	3.10	11.600	2	3.10	11.850	4	3.10	12.000	6	3.10	11.300	4	3.10	11.200	8	18.60	69.750	7
12179	JANG Jonathan	Argyle	3.10	12.400	5	3.10	10.800	10	3.10	11.300	8	3.10	12.200	5	3.10	10.800	6	2.90	11.000	10	18.40	68.500	8
12160	DI RENZO Francesco	Sutherland Secondary	2.60	12.000	7	3.10	10.600	11	3.10	11.900	3	3.10	12.500	2	2.60	10.200	8	3.10	11.100	9	17.60	68.300	9
11552	ROSIMO Jeremiah	Moscrop Secondary	3.10	12.500	4	3.10	11.300	7	3.10	11.700	6	3.10	9.700	13	3.10	10.800	6	3.10	11.800	4	18.60	67.800	10
11560	TIEN-CHOW Brandon	Moscrop Secondary	3.10	11.800	8	3.10	11.000	9	3.10	11.100	10	3.10	11.800	8	3.10	10.600	7	3.10	11.400	6	18.60	67.700	11
12181	BEN HALEVI Charlie	Argyle	3.10	12.600	3	3.10	10.600	11	3.10	11.200	9	3.10	11.900	7	2.00	9.500	9	3.10	10.700	11	17.50	66.500	12
12103	XIONG Jerry	Prince of Wales Secondary	3.10	12.500	4	3.10	11.400	6	2.60	11.600	7	3.10	11.300	12	2.50	7.800	12	3.10	11.000	10	17.50	65.600	13
12431	MARCYNLUK Andrew	Moscrop Secondary	3.10	12.000	7	3.10	11.100	8	3.10	10.000	11	3.10	12.400	3	3.10	8.600	10	3.10	10.200	12	18.60	64.300	14
8472	GREEN James	Windsor Secondary	2.50	11.400	10	3.10	10.100	12	2.60	11.100	10	3.10	11.500	11	1.90	8.300	11	3.10	11.500	5	16.30	63.900	15
11433	D'CUNHA Jordan	Windsor Secondary	3.10	11.700	9	3.10	7.800	13	2.60	9.200	12	0.01	0.010	14	1.90	7.500	13	2.40	8.800	13	13.11	45.010	16



# 2022 BCSS Gymnastics Championships

Sutherland Secondary, North Vancouver

## MAG Level 2



#	Athlete	Club	Floor			Pommel Horse			Rings			Vault			Parallel Bars			Beam			AA		
			D	Score	Rk	D	Score	Rk	D	Score	Rk	D	Score	Rk	D	Score	Rk	D	Score	Rk	D	Score	Rk
9841	WIGARD Kaden	Argyle	3.40	12.600	3	3.30	11.650	1	3.00	11.200	7	3.10	12.400	2	3.10	11.800	4	3.20	12.900	1	19.10	72.550	1
8304	KLAASSEN Michael	Windsor Secondary	3.40	11.700	9	2.70	11.000	2	3.30	12.800	1	3.10	12.100	4	3.10	12.000	3	3.30	12.900	1	18.90	72.500	2
9834	WROBLESKI Julian	Argyle	3.40	12.900	1	2.70	10.900	3	3.40	11.700	5	3.10	11.800	5	3.10	12.050	2	3.10	11.400	6	18.80	70.750	3
12097	LI Patrick	Ebus Academy	3.40	12.800	2	2.80	11.000	2	3.20	11.750	4	3.10	11.500	7	3.10	11.500	7	3.10	12.200	3	18.70	70.750	3
6969	CARTWRIGHT Isaiah	Shas Ti Kelly Road Secondary	2.90	12.000	6	2.10	10.600	4	2.60	11.300	6	3.10	12.500	1	3.10	12.100	1	3.20	12.200	3	17.00	70.700	4
9709	SAMS Davis	Windsor Secondary	3.40	12.500	4	2.70	10.500	5	2.80	10.900	8	3.10	11.600	6	3.10	11.600	6	3.20	12.600	2	18.30	69.700	5
9839	FIGUEROA Gabriel	Argyle	3.30	11.900	7	2.70	10.200	6	3.40	11.950	3	3.10	12.100	4	3.10	11.800	4	3.10	11.300	7	18.70	69.250	6
9694	HENNESSEY Elias	UBC Active Kids	3.40	12.300	5	2.70	9.900	7	2.90	10.900	8	3.10	12.300	3	2.60	10.000	8	3.20	12.000	4	17.90	67.400	7
9835	WALKER William	Argyle	3.30	11.800	8	2.00	8.900	8	3.30	12.300	2	3.10	10.900	8	3.10	11.700	5	3.20	11.500	5	18.00	67.100	8



# 2022 BCSS Gymnastics Championships

Sutherland Secondary, North Vancouver

## MAG Level 3



#	Athlete	Club	Floor			Pommel Horse			Rings			Vault			Parallel Bars			Beam			AA		
			D	Score	Rk	D	Score	Rk	D	Score	Rk	D	Score	Rk	D	Score	Rk	D	Score	Rk	D	Score	Rk
9842	MITCHELL Matthew	Argyle	3.60	12.700	1	3.60	11.500	1	3.50	10.900	3	3.10	12.200	2	3.10	11.500	2	3.50	12.200	1	20.40	71.000	1
9870	OBRIEN Tate	Sutherland Secondary	3.40	12.000	2	3.60	10.600	2	3.50	10.800	4	3.10	11.900	3	2.90	11.800	1	3.20	11.200	2	19.70	68.300	2
12183	ZAPARNIUK Nicholas	Argyle	3.50	12.000	2	2.80	10.000	4	3.70	12.500	1	3.10	11.400	4	3.10	10.900	3	3.40	11.200	2	19.60	68.000	3
9840	O'NEILL Jake	Argyle	3.70	10.900	3	3.50	10.400	3	3.70	11.700	2	3.10	12.500	1	2.90	10.400	4	3.40	9.300	3	20.30	65.200	4



# 2022 BCSS Gymnastics Championships

Sutherland Secondary, North Vancouver

## MAG Level 4



#	Athlete	Club	Floor			Vault			Bars			Rings			AA								
			D	Score	Rk	D	Score	Rk	D	Score	Rk	D	Score	Rk	D	Score	Rk						
12276	VOSE Bailey	Burnaby North Secondary	3.70	13.000	2	2.10	9.600	1	2.70	11.700	1	2.20	10.700	2	3.20	12.700	1	3.70	13.500	1	17.60	71.200	1
5167	SOLOMONS Cole	Pacific School of Innovation and Inquiry	3.70	12.200	3	2.70	7.700	2	2.60	11.500	2	1.60	11.200	1	3.20	12.400	2	3.70	13.300	2	17.50	68.300	2
7802	ASHLEY Kyan	Earl Marriott Secondary	3.60	13.200	1	2.20	7.200	3	2.60	10.900	3	1.60	10.100	4	3.10	11.300	3	3.70	11.200	4	16.80	63.900	3
12499	MORGAN Therin	Shas Ti Kelly Road Secondary	3.30	11.900	4	1.20	4.700	4	2.40	10.200	4	1.60	10.600	3	2.00	10.000	4	3.30	11.300	3	13.80	58.700	4



# 2022 BCSS Gymnastics Championships

Sutherland Secondary, North Vancouver

## MAG Level 5




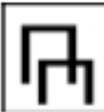


#	Athlete	Club	Floor			Vault			Bars			Rings			AA								
			D	Score	Rk	D	Score	Rk	D	Score	Rk	D	Score	Rk	D	Score	Rk						
5161	REILLY Gage	Reynolds Secondary	3.90	12.600	2	2.50	7.300	3	2.90	11.100	1	2.40	12.100	1	3.50	13.100	1	4.00	13.900	1	19.20	70.100	1
5165	DOMPIERRE Jack	Pacific School of Innovation and Inquiry	3.50	12.500	3	2.70	9.100	1	2.90	10.700	3	2.20	11.500	3	3.50	12.000	4	4.00	12.700	4	18.80	68.500	2
9763	HILL Maxwell	Burnaby North Secondary	3.80	13.600	1	1.10	4.600	4	2.60	11.000	2	2.20	11.900	2	3.40	12.600	2	4.00	13.200	2	17.10	66.900	3
8990	TOUPIN Hayden	Victor-Brodeur	3.00	12.300	4	2.90	8.200	2	3.50	9.700	4	1.60	11.200	4	3.30	12.200	3	3.80	13.100	3	18.10	66.700	4







# Women's Team Points data table








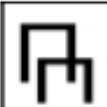


## 2022 BCSS Gymnastics Championships Sutherland Secondary, North Vancouver

School	Level	# of Athletes					AA	Team Points
Aberdeen Hall Senior	2	1	7.650 <i>0.813</i>	8.750 <i>2.188</i>	8.250 <i>1.563</i>	8.425 <i>1.781</i>	33.075 <i>6.344</i>	12.689
Aberdeen Hall Senior	3	2	8.825 <i>2.281</i>	8.550 <i>1.938</i>	9.425 <i>3.031</i>	8.725 <i>2.156</i>	34.475 <i>8.094</i>	17.500
Alberni District Secondary	3	3	8.475 <i>1.844</i>	9.375 <i>2.969</i>	9.100 <i>2.625</i>	9.125 <i>2.656</i>	36.075 <i>10.094</i>	20.188
Argyle	1J	10	8.575 <i>1.969</i>	9.200 <i>2.750</i>	9.400 <i>3.000</i>	9.325 <i>2.906</i>	35.750 <i>9.688</i>	20.313
Argyle	1S	6	9.450 <i>3.063</i>	9.250 <i>2.813</i>	9.525 <i>3.156</i>	9.175 <i>2.719</i>	37.400 <i>11.750</i>	23.501
Argyle	2	2	8.950 <i>2.438</i>	9.100 <i>2.625</i>	8.625 <i>2.031</i>	9.400 <i>3.000</i>	35.500 <i>9.375</i>	19.469
Argyle	3	1	8.425 <i>1.781</i>	8.275 <i>1.594</i>	8.525 <i>1.906</i>	8.800 <i>2.250</i>	34.025 <i>7.531</i>	15.062
Argyle	5	1	9.000 <i>2.500</i>	9.200 <i>2.750</i>	9.150 <i>2.688</i>	9.300 <i>2.875</i>	36.650 <i>10.813</i>	21.626
Aspengrove School	3	1	8.850 <i>2.313</i>	8.500 <i>1.875</i>	8.525 <i>1.906</i>	8.825 <i>2.281</i>	34.700 <i>8.375</i>	16.750
Ballenas	3	1	7.400 <i>0.500</i>	7.450 <i>0.563</i>	7.175 <i>0.219</i>	8.500 <i>1.875</i>	30.525 <i>3.156</i>	6.313
Belmont Secondary	3	1	8.600 <i>2.000</i>	8.750 <i>2.188</i>	9.225 <i>2.781</i>	9.125 <i>2.656</i>	35.700 <i>9.625</i>	19.250
Brocklehurst Middle School	2	1	8.050 <i>1.313</i>	7.900 <i>1.125</i>	7.550 <i>0.688</i>	8.150 <i>1.438</i>	31.650 <i>4.563</i>	9.127
Brooks Secondary	1J	1	9.100 <i>2.625</i>	8.000 <i>1.250</i>	7.925 <i>1.156</i>	8.875 <i>2.344</i>	33.900 <i>7.375</i>	14.750
Brooks Secondary	5	1	8.525 <i>1.906</i>	8.500 <i>1.875</i>	7.300 <i>0.375</i>	9.150 <i>2.688</i>	33.475 <i>6.844</i>	13.688
Burnsview Secondary	1J	1	8.775 <i>2.219</i>	8.275 <i>1.594</i>	9.500 <i>3.125</i>	9.525 <i>3.156</i>	36.075 <i>10.094</i>	20.188











School	Level	# of Athletes					AA	Team Points
Burnsview Secondary	2	1	8.025 1.281	8.800 2.250	8.400 1.750	8.625 2.031	33.850 7.313	14.625
Burnsview Secondary	4	1	7.800 1.000	3.150 0.000	7.200 0.250	8.350 1.688	26.500 0.000	2.938
Canyon Falls Middle School	2	1	8.350 1.688	9.075 2.594	8.375 1.719	8.900 2.375	34.700 8.375	16.751
Canyon Falls Middle School	3	1	7.975 1.219	8.050 1.313	8.750 2.188	8.125 1.406	32.900 6.125	12.251
Cedars Christian School	2	2	9.050 2.563	9.025 2.531	9.125 2.656	8.975 2.469	35.100 8.875	19.094
College Heights Secondary	1J	1	6.750 0.000	7.875 1.094	7.400 0.500	7.375 0.469	29.400 1.750	3.813
College Heights Secondary	2	3	8.500 1.875	9.150 2.688	8.200 1.500	8.350 1.688	33.950 7.438	15.189
College Heights Secondary	3	3	8.325 1.656	8.575 1.969	9.400 3.000	9.275 2.844	35.575 9.469	18.938
College Heights Secondary	5	1	8.900 2.375	7.450 0.563	7.875 1.094	9.150 2.688	33.375 6.719	13.439
Correliou Secondary School	3	2	8.500 1.875	7.450 0.563	7.850 1.063	8.875 2.344	32.450 5.563	11.408
Correliou Secondary School	4	1	8.875 2.344	9.100 2.625	8.825 2.281	8.675 2.094	35.475 9.344	18.688
Correliou Secondary School	5	1	8.600 2.000	7.450 0.563	8.900 2.375	9.300 2.875	34.250 7.813	15.626
D P Todd Secondary	1J	1	8.675 2.094	9.325 2.906	8.450 1.813	8.600 2.000	35.050 8.813	17.626
D P Todd Secondary	2	1	8.825 2.281	8.875 2.344	8.775 2.219	9.400 3.000	35.875 9.844	19.688
Delta Secondary	1J	1	8.975 2.469	8.750 2.188	8.800 2.250	9.450 3.063	35.975 9.969	19.939
Delta Secondary	1S	1	7.725 0.906	8.575 1.969	9.150 2.688	9.075 2.594	34.525 8.156	16.313
Delta Secondary	2	2	9.025 2.531	8.975 2.469	8.875 2.344	9.100 2.625	35.975 9.969	19.938





School	Level	# of Athletes					<b>AA</b>	Team Points
Delta Secondary	3	1	8.050 1.313	8.725 2.156	7.250 0.313	7.925 1.156	31.950 4.938	9.876
Delview Secondary	4	1	9.175 2.719	8.250 1.563	8.475 1.844	9.575 3.219	35.475 9.344	18.689
Dover Bay Secondary	2	1	7.150 0.188	9.000 2.500	7.050 0.063	8.775 2.219	31.975 4.969	9.939
Dover Bay Secondary	3	5	9.350 2.938	9.400 3.000	9.100 2.625	9.350 2.938	35.800 9.750	21.251
Dr Knox Middle School	2	1	8.275 1.594	8.825 2.281	8.275 1.594	8.625 2.031	34.000 7.500	15.000
Duchess Park Secondary	2	3	8.575 1.969	9.250 2.813	8.800 2.250	8.975 2.469	35.550 9.438	18.939
Duchess Park Secondary	4	1	7.900 1.125	8.425 1.781	8.500 1.875	8.175 1.469	33.000 6.250	12.500
Eagle River Secondary	2	1	8.225 1.531	8.475 1.844	8.750 2.188	8.975 2.469	34.425 8.031	16.063
Earl Marriott Secondary	1S	1	8.700 2.125	8.850 2.313	9.125 2.656	9.075 2.594	35.750 9.688	19.376
Earl Marriott Secondary	3	1	8.850 2.313	8.850 2.313	7.950 1.188	9.225 2.781	34.875 8.594	17.189
Elgin Park Secondary	3	1	8.950 2.438	8.975 2.469	8.600 2.000	9.150 2.688	35.675 9.594	19.189
Elgin Park Secondary	5	2	9.250 2.813	9.375 2.969	9.500 3.125	9.500 3.125	37.525 11.906	23.938
Eric Hamber Secondary	1J	1	8.550 1.938	8.775 2.219	7.175 0.219	7.325 0.406	31.825 4.781	9.563
Eric Hamber Secondary	1S	1	8.025 1.281	9.075 2.594	8.725 2.156	9.250 2.813	35.075 8.844	17.688
Eric Hamber Secondary	2	1	7.675 0.844	8.850 2.313	7.300 0.375	7.450 0.563	31.275 4.094	8.189
Eric Hamber Secondary	3	3	8.825 2.281	8.925 2.406	9.725 3.406	9.225 2.781	36.450 10.563	21.437
George Elliot Secondary	2	1	8.400 1.750	8.750 2.188	8.800 2.250	9.075 2.594	35.025 8.781	17.563

School	Level	# of Athletes					<b>AA</b>	Team Points
Georges P Vanier Secondary	2	2	9.025 2.531	9.425 3.031	8.600 2.000	9.000 2.500	35.550 9.438	19.500
Heritage Christian Online School (DL)	1S	1	8.100 1.375	9.025 2.531	9.275 2.844	9.200 2.750	35.600 9.500	19.000
Highland Secondary	3	1	8.925 2.406	8.930 2.413	8.125 1.406	8.850 2.313	34.830 8.537	17.075
Hugh McRoberts Secondary	3	1	7.375 0.469	5.750 0.000	8.675 2.094	7.750 0.938	29.550 1.938	5.439
JL Jackson	4	1	8.425 1.781	8.750 2.188	8.075 1.344	8.050 1.313	33.300 6.625	13.251
John Barsby	4	1	8.825 2.281	7.875 1.094	7.150 0.188	8.275 1.594	32.125 5.156	10.313
Kelowna Secondary	3	1	8.250 1.563	8.325 1.656	8.200 1.500	9.050 2.563	33.825 7.281	14.563
King George Secondary	4	1	8.475 1.844	8.675 2.094	9.425 3.031	9.425 3.031	36.000 10.000	20.000
Kitsilano Secondary	4	1	8.725 2.156	7.500 0.625	8.425 1.781	9.225 2.781	33.875 7.344	14.687
Lord Byng Secondary	3	1	7.875 1.094	8.725 2.156	9.675 3.344	9.400 3.000	35.675 9.594	19.188
Maria Montessori Academy	5	1	8.250 1.563	8.725 2.156	9.050 2.563	9.050 2.563	35.075 8.844	17.689
Mark R. Isfeld Senior Secondary	2	1	9.250 2.813	9.025 2.531	9.625 3.281	9.850 3.563	37.750 12.188	24.376
Mark R. Isfeld Senior Secondary	3	4	8.850 2.313	9.350 2.938	9.500 3.125	9.375 2.969	35.725 9.656	21.001
Matthew McNair Secondary	1S	1	8.150 1.438	8.850 2.313	8.850 2.313	8.850 2.313	34.700 8.375	16.752
Matthew McNair Secondary	2	1	8.525 1.906	8.050 1.313	7.150 0.188	8.825 2.281	32.550 5.688	11.376
Moscrop Secondary	1J	1	7.825 1.031	8.625 2.031	9.725 3.406	9.650 3.313	35.825 9.781	19.562
Moscrop Secondary	1S	5	9.050 2.563	9.125 2.656	8.975 2.469	9.500 3.125	35.925 9.906	20.719











School	Level	# of Athletes					AA	Team Points
Moscrop Secondary	2	1	7.900 1.125	8.625 2.031	7.375 0.469	9.025 2.531	32.925 6.156	12.312
Moscrop Secondary	3	3	9.025 2.531	9.500 3.125	9.025 2.531	9.350 2.938	36.200 10.250	21.375
Moscrop Secondary	4	1	8.975 2.469	8.850 2.313	9.450 3.063	9.425 3.031	36.700 10.875	21.751
Mount Boucherie Senior Secondary	2	1	8.375 1.719	9.575 3.219	9.250 2.813	9.775 3.469	36.975 11.219	22.439
Mount Boucherie Senior Secondary	4	1	8.225 1.531	6.975 0.000	7.550 0.688	8.775 2.219	31.525 4.406	8.844
Nanaimo District Secondary	2	3	9.075 2.594	9.350 2.938	8.950 2.438	9.550 3.188	35.425 9.281	20.439
Nanaimo District Secondary	3	1	9.100 2.625	7.400 0.500	8.650 2.063	8.925 2.406	34.075 7.594	15.188
Nanaimo District Secondary	4	1	8.500 1.875	7.800 1.000	8.850 2.313	9.450 3.063	34.600 8.250	16.501
North Delta Secondary	3	1	8.000 1.250	9.025 2.531	7.775 0.969	8.975 2.469	33.775 7.219	14.438
Okanagan Mission Secondary	2	1	8.350 1.688	9.050 2.563	8.700 2.125	8.750 2.188	34.850 8.563	17.127
Okanagan Mission Secondary	4	1	8.725 2.156	8.025 1.281	8.675 2.094	9.100 2.625	34.525 8.156	16.312
Point Grey Secondary	3	1	8.500 1.875	7.800 1.000	8.425 1.781	8.300 1.625	33.025 6.281	12.562
Prince George Secondary	1J	3	8.725 2.156	9.250 2.813	8.825 2.281	9.250 2.813	36.050 10.063	20.126
Prince George Secondary	2	4	8.575 1.969	9.075 2.594	8.675 2.094	9.425 3.031	35.050 8.813	18.501
Prince George Secondary	3	1	8.975 2.469	8.850 2.313	9.275 2.844	9.000 2.500	36.100 10.125	20.251
Prince George Secondary	4	1	8.625 2.031	8.525 1.906	7.900 1.125	9.125 2.656	34.175 7.719	15.437
Prince of Wales Secondary	2	1	7.875 1.094	8.900 2.375	8.650 2.063	8.250 1.563	33.675 7.094	14.189

School	Level	# of Athletes					AA	Team Points
Quesnel Junior School	2	3	9.025 2.531	9.225 2.781	9.200 2.750	9.325 2.906	36.000 10.000	20.968
Quesnel Junior School	3	1	8.700 2.125	7.550 0.688	7.900 1.125	8.025 1.281	32.175 5.219	10.438
Quesnel Junior School	4	1	8.575 1.969	6.900 0.000	8.350 1.688	8.725 2.156	32.550 5.688	11.501
R.C.Palmer	4	1	8.950 2.438	6.425 0.000	6.025 0.000	7.675 0.844	29.075 1.344	4.626
Reynolds Secondary	3	1	8.825 2.281	8.750 2.188	8.700 2.125	9.250 2.813	35.525 9.406	18.813
Reynolds Secondary	4	1	8.625 2.031	7.750 0.938	8.150 1.438	8.675 2.094	33.200 6.500	13.001
Robert Alexander McMath Secondary	4	1	8.350 1.688	8.725 2.156	8.250 1.563	8.425 1.781	33.750 7.188	14.376
Rockridge Secondary	5	1	8.425 1.781	9.375 2.969	9.825 3.531	9.850 3.563	37.475 11.844	23.688
Rutland Senior Secondary	1J	1	8.475 1.844	8.675 2.094	8.800 2.250	8.675 2.094	34.625 8.281	16.563
Rutland Senior Secondary	2	1	8.550 1.938	7.275 0.344	8.250 1.563	9.575 3.219	33.650 7.063	14.127
Rutland Senior Secondary	4	1	8.675 2.094	9.125 2.656	9.350 2.938	9.200 2.750	36.350 10.438	20.876
Sa-hali Secondary	2	1	8.650 2.063	8.200 1.500	8.050 1.313	8.125 1.406	33.025 6.281	12.563
Sa-hali Secondary	4	1	8.325 1.656	8.200 1.500	8.600 2.000	8.925 2.406	34.050 7.563	15.125
Salmon Arm Secondary	3	1	8.650 2.063	8.750 2.188	8.500 1.875	8.950 2.438	34.850 8.563	17.127
Sands Secondary	2	1	8.925 2.406	9.475 3.094	8.975 2.469	8.975 2.469	36.350 10.438	20.876
Seaquam Secondary	5	1	8.900 2.375	8.950 2.438	8.600 2.000	9.050 2.563	35.500 9.375	18.751
Seycove Secondary Community	1J	7	8.550 1.938	8.375 1.719	9.025 2.531	9.575 3.219	35.525 9.406	18.813

School	Level	# of Athletes					AA	Team Points
Seycove Secondary Community	1S	2	8.000 1.250	8.425 1.781	8.675 2.094	9.250 2.813	34.050 7.563	15.501
Seycove Secondary Community	2	1	7.100 0.125	7.275 0.344	8.450 1.813	9.400 3.000	32.225 5.281	10.563
Shas Ti Kelly Road Secondary	2	1	9.575 3.219	8.250 1.563	8.525 1.906	9.000 2.500	35.350 9.188	18.376
Shas Ti Kelly Road Secondary	3	1	8.500 1.875	8.625 2.031	8.425 1.781	8.625 2.031	34.175 7.719	15.437
Sir Charles Tupper Secondary	2	1	8.550 1.938	8.850 2.313	8.775 2.219	9.400 3.000	35.575 9.469	18.939
Sir Charles Tupper Secondary	3	1	8.025 1.281	8.650 2.063	8.275 1.594	9.025 2.531	33.975 7.469	14.938
Sir Winston Churchill Secondary	2	3	9.100 2.625	9.375 2.969	9.125 2.656	9.500 3.125	36.750 10.938	22.313
Sir Winston Churchill Secondary	3	1	7.875 1.094	8.700 2.125	9.500 3.125	8.700 2.125	34.775 8.469	16.938
South Delta Secondary	1S	1	7.975 1.219	8.900 2.375	8.925 2.406	8.800 2.250	34.600 8.250	16.500
South Delta Secondary	2	2	8.900 2.375	9.025 2.531	8.950 2.438	8.425 1.781	34.425 8.031	17.156
South Delta Secondary	3	3	8.625 2.031	9.250 2.813	9.050 2.563	9.225 2.781	35.575 9.469	19.657
South Delta Secondary	4	2	8.700 2.125	9.275 2.844	9.650 3.313	9.725 3.406	37.350 11.688	23.376
South Delta Secondary	5	2	9.300 2.875	9.150 2.688	9.075 2.594	9.100 2.625	36.625 10.781	21.563
South Kamloops Secondary	5	1	9.300 2.875	9.300 2.875	8.975 2.469	9.275 2.844	36.850 11.063	22.126
Southpointe Academy	3	2	8.550 1.938	9.050 2.563	8.675 2.094	8.950 2.438	34.825 8.531	17.564
St Patrick Regional Secondary	1S	1	7.800 1.000	8.475 1.844	8.275 1.594	8.725 2.156	33.275 6.594	13.188
St Thomas Aquinas	4	1	8.000 1.250	8.950 2.438	8.600 2.000	9.200 2.750	34.750 8.438	16.876



School	Level	# of Athletes					AA	Team Points
St Thomas Aquinas	5	2	8.875 2.344	8.725 2.156	8.925 2.406	9.250 2.813	35.775 9.719	19.438
Steveston London	3	1	8.700 2.125	8.550 1.938	8.250 1.563	8.625 2.031	34.125 7.656	15.313
Sutherland Secondary	1J	1	0.000 0.000	7.825 1.031	7.675 0.844	8.775 2.219	24.275 0.000	4.094
Sutherland Secondary	1S	2	8.075 1.344	7.500 0.625	8.550 1.938	8.650 2.063	32.625 5.781	11.751
Sutherland Secondary	2	1	6.900 0.000	6.975 0.000	7.525 0.656	8.300 1.625	29.700 2.125	4.406
Sutherland Secondary	3	2	9.000 2.500	8.800 2.250	7.975 1.219	8.700 2.125	34.475 8.094	16.188
Timberline Secondary School	5	1	8.825 2.281	8.150 1.438	9.425 3.031	9.475 3.094	35.875 9.844	19.688
University Hill Secondary	1J	1	8.150 1.438	8.250 1.563	7.250 0.313	7.975 1.219	31.625 4.531	9.064
University Hill Secondary	2	3	8.850 2.313	8.550 1.938	8.575 1.969	8.250 1.563	33.625 7.031	14.814
University Hill Secondary	3	1	8.400 1.750	7.500 0.625	7.350 0.438	7.550 0.688	30.800 3.500	7.001
Valleyview Secondary	2	1	8.200 1.500	8.300 1.625	6.700 0.000	9.100 2.625	32.300 5.375	11.125
Valleyview Secondary	3	1	8.850 2.313	8.100 1.375	7.875 1.094	9.050 2.563	33.875 7.344	14.689
Vancouver Technical Secondary	3	1	8.575 1.969	8.575 1.969	9.275 2.844	8.500 1.875	34.925 8.656	17.313
W L Seaton Secondary	5	1	7.175 0.219	9.000 2.500	8.800 2.250	8.775 2.219	33.750 7.188	14.376
Windsor Secondary	1S	2	8.475 1.844	9.275 2.844	9.000 2.500	9.050 2.563	34.850 8.563	18.314
Windsor Secondary	2	2	8.725 2.156	9.225 2.781	8.250 1.563	9.175 2.719	35.375 9.219	18.438
Windsor Secondary	3	1	8.750 2.188	8.750 2.188	7.125 0.156	9.025 2.531	33.650 7.063	14.126




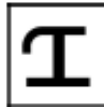



School	Level	# of Athletes					<b>AA</b>	<i>Team Points</i>
Windsor Secondary	4	1	8.425 <i>1.781</i>	7.425 <i>0.531</i>	8.200 <i>1.500</i>	8.050 <i>1.313</i>	32.100 <i>5.125</i>	<b>10.250</b>
York House School	2	2	8.450 <i>1.813</i>	8.975 <i>2.469</i>	8.200 <i>1.500</i>	9.550 <i>3.188</i>	35.175 <i>8.969</i>	<b>17.939</b>
York House School	3	1	8.400 <i>1.750</i>	8.675 <i>2.094</i>	9.375 <i>2.969</i>	8.800 <i>2.250</i>	35.250 <i>9.063</i>	<b>18.126</b>



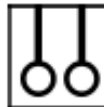




# Men's Team Points data table



## 2022 BCSS Gymnastics Championships

Sutherland Secondary, North Vancouver

School	Level	# of Athletes								Team Points
Argyle	1	4	12.600 2.182	11.600 1.546	12.400 2.055	12.700 2.246	11.300 1.355	11.200 1.291	71.050 10.197	20.872
Argyle	2	4	12.900 2.189	11.650 1.412	12.300 1.816	12.400 1.878	12.050 1.660	12.900 2.189	72.550 10.118	21.262
Argyle	3	3	12.700 1.892	11.500 1.162	12.500 1.770	12.500 1.770	11.500 1.162	12.200 1.588	71.000 8.187	17.531
Burnaby North Secondary	4	1	13.000 2.074	9.600 0.006	11.700 1.283	10.700 0.675	12.700 1.892	13.500 2.378	71.200 8.309	16.617
Burnaby North Secondary	5	1	13.600 2.262	4.600 0.000	11.000 0.714	11.900 1.250	12.600 1.667	13.200 2.024	66.900 4.821	12.738
Earl Marriott Secondary	4	1	13.200 2.196	7.200 0.000	10.900 0.797	10.100 0.310	11.300 1.040	11.200 0.979	63.900 3.869	9.191
Ebus Academy	2	1	12.800 2.127	11.000 1.007	11.750 1.474	11.500 1.318	11.500 1.318	12.200 1.754	70.750 8.999	17.997
Moscrop Secondary	1	6	12.900 2.373	11.900 1.737	12.000 1.800	12.400 2.055	11.500 1.482	12.300 1.991	71.900 10.738	22.176
Pacific School of Innovation and Inquiry	4	1	12.200 1.588	7.700 0.000	11.500 1.162	11.200 0.979	12.400 1.709	13.300 2.257	68.300 6.545	14.240
Pacific School of Innovation and Inquiry	5	1	12.500 1.607	9.100 0.000	10.700 0.536	11.500 1.012	12.000 1.310	12.700 1.726	68.500 5.774	11.965
Prince of Wales Secondary	1	1	12.500 2.118	11.400 1.419	11.600 1.546	11.300 1.355	7.800 0.000	11.000 1.164	65.600 6.730	14.332
Reynolds Secondary	5	1	12.600 1.667	7.300 0.000	11.100 0.774	12.100 1.369	13.100 1.964	13.900 2.440	70.100 6.726	14.940

School	Level	# of Athletes								Team Points
Shas Ti Kelly Road Secondary	2	1	12.000 1.629	10.600 0.759	11.300 1.194	12.500 1.940	12.100 1.692	12.200 1.754	70.700 8.968	17.936
Shas Ti Kelly Road Secondary	4	1	11.900 1.405	4.700 0.000	10.200 0.371	10.600 0.614	10.000 0.249	11.300 1.040	58.700 0.706	4.385
Sutherland Secondary	1	2	12.400 2.055	11.550 1.514	11.900 1.737	12.500 2.118	12.300 1.991	11.800 1.673	71.650 10.579	21.667
Sutherland Secondary	3	1	12.000 1.466	10.600 0.614	10.800 0.736	11.900 1.405	11.800 1.344	11.200 0.979	68.300 6.545	13.089
UBC Active Kids	2	1	12.300 1.816	9.900 0.323	10.900 0.945	12.300 1.816	10.000 0.386	12.000 1.629	67.400 6.915	13.830
Victor-Brodeur	5	1	12.300 1.488	8.200 0.000	9.700 0.000	11.200 0.833	12.200 1.429	13.100 1.964	66.700 4.702	10.416
Windsor Secondary	1	3	12.300 1.991	11.500 1.482	11.800 1.673	11.700 1.609	11.300 1.355	11.900 1.737	70.500 9.847	19.694
Windsor Secondary	2	2	12.500 1.940	11.000 1.007	12.800 2.127	12.100 1.692	12.000 1.629	12.900 2.189	72.500 10.087	20.671